

# ENGINEERED CAR-T THERAPIES

A NEW PARADIGM IN ONCOLOGY

# FORWARD LOOKING STATEMENTS



THIS PRESENTATION CONTAINS “FORWARD-LOOKING” STATEMENTS THAT ARE BASED ON OUR MANAGEMENT’S CURRENT EXPECTATIONS AND ASSUMPTIONS AND ON INFORMATION CURRENTLY AVAILABLE TO MANAGEMENT.

FORWARD-LOOKING STATEMENTS INVOLVE KNOWN AND UNKNOWN RISKS, UNCERTAINTIES AND OTHER FACTORS THAT MAY CAUSE OUR ACTUAL RESULTS, PERFORMANCE OR ACHIEVEMENTS TO BE MATERIALLY DIFFERENT FROM ANY FUTURE RESULTS, PERFORMANCE OR ACHIEVEMENTS EXPRESSED OR IMPLIED BY THE FORWARD-LOOKING STATEMENTS.

THE RISKS AND UNCERTAINTIES INCLUDE, BUT ARE NOT LIMITED TO THE RISK THAT THE PRELIMINARY RESULTS FROM OUR PRODUCT CANDIDATES WILL NOT CONTINUE OR BE REPEATED, THE RISK OF NOT OBTAINING REGULATORY APPROVAL TO COMMENCE CLINICAL TRIALS ON THE UCART PRODUCT CANDIDATES, THE RISK THAT ANY ONE OR MORE OF OUR PRODUCT CANDIDATES WILL NOT BE SUCCESSFULLY DEVELOPED AND COMMERCIALIZED. FURTHER INFORMATION ON THE RISKS FACTORS THAT MAY AFFECT COMPANY BUSINESS AND FINANCIAL PERFORMANCE, IS INCLUDED IN FILINGS COLLECTIS MAKES WITH THE SECURITY EXCHANGE COMMISSION FROM TIME TO TIME AND ITS FINANCIAL REPORTS.

EXCEPT AS REQUIRED BY LAW, WE ASSUME NO OBLIGATION TO UPDATE THESE FORWARD-LOOKING STATEMENTS PUBLICLY, OR TO UPDATE THE REASONS ACTUAL RESULTS COULD DIFFER MATERIALLY FROM THOSE ANTICIPATED IN THE FORWARD-LOOKING STATEMENTS, EVEN IF NEW INFORMATION BECOMES AVAILABLE IN THE FUTURE.

COLLECTIS PROPRIETARY INFORMATION.  
NOT TO BE COPIED, DISTRIBUTED OR USED WITHOUT COLLECTIS’ PRIOR WRITTEN CONSENT.

# The Collectis Group



- IMMUNO-ONCOLOGY / CAR T
- THERAPEUTIC GENE EDITING
- GENE THERAPY
- \$295M IN CASH END Q3-2016

- NASDAQ: #CLLS
- ALTERNEXT: #ALCLS
- 35.3M SHARES OUTSTANDING

100% owned



- BASED IN MINNESOTA
- INNOVATIVE CROPS
- CONSUMER FOCUS
- NON-REGULATED PRODUCTS
- HIGH VALUE ASSET

**GENE EDITING IS THE LINK**

## TRANSFORMING

CAR T Immunotherapy into a pharmaceutical product

*Cost effective, high yield, controllable cell properties, potential front-line therapy*

## CREATING

First ever, off-the-shelf, gene-edited CAR T-Cells used in humans

*First patient treated in phase 1 trial of UCART19\* in B-ALL*

## TRANSLATING

Clinical success of autologous CARTs in off-the-shelf therapies

*Next generation, commercially viable, universal treatment option*

## LEADING

Best in class gene-editing and electroporation platform

*To-date unmatched gene editing efficiency and precision with TALEN®*

## SERVING

Worldwide patient population with unmet medical needs

*Potentially increasing patient access and targetable tumor types*

# UCART Pipeline

## Addressing a large spectrum

Program	Indication	Product development	Preclinical	Manufacturing	IND Filing*	Phase I	Phase II
UCART19**	ALL (PALL)	█	█	█	█	█	█
	ALL (CALM)	█	█	█	█	█	█
UCART123	AML	█	█	█	█	█	█
	BPDCN	█	█	█	█	█	█
	CML	█	█	█	█	█	█
	HL	█	█	█	█	█	█
	HCL	█	█	█	█	█	█
	MDS	█	█	█	█	█	█
UCARTCS1	MULTIPLE MYELOMA	█	█	█	█	█	█
	B-CLL	█	█	█	█	█	█
UCART22	B-ALL	█	█	█	█	█	█
	B-NHL	█	█	█	█	█	█
	B-CLL	█	█	█	█	█	█
UCART38	MULTIPLE MYELOMA	█	█	█	█	█	█
	T-CELL ALL	█	█	█	█	█	█
	NHL	█	█	█	█	█	█
	MCL	█	█	█	█	█	█

\* or European equivalent

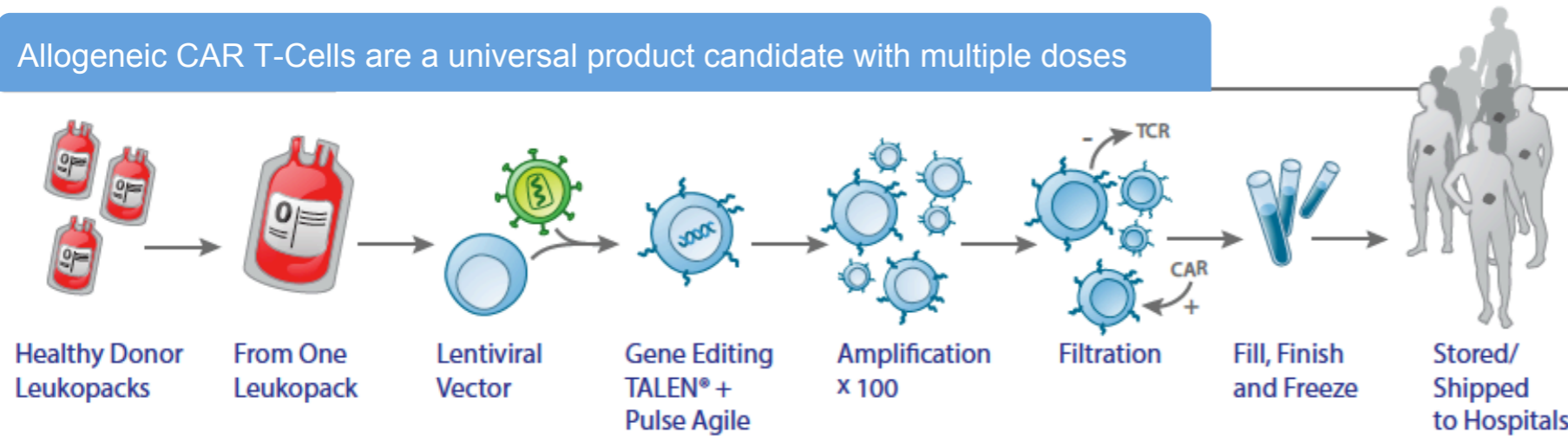
\*\* Under exclusive licensed to Servier and joint clinical development program between Servier and Pfizer



# Disruptive Innovation

## Patient-Oriented Therapeutic Proposal

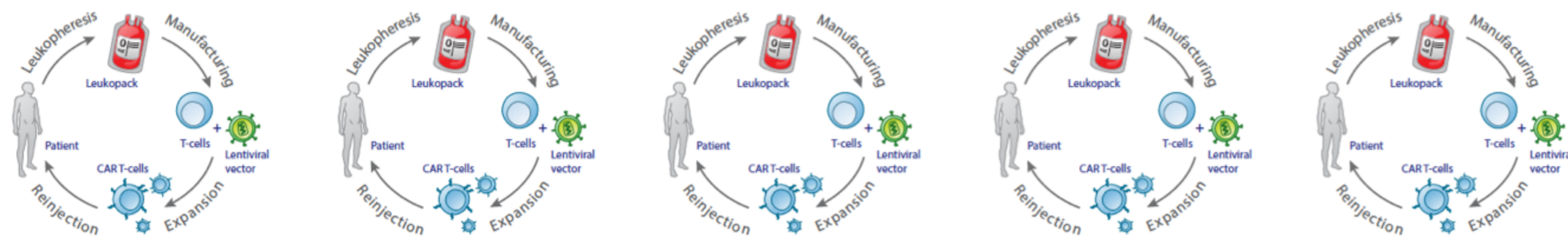
Allogeneic CAR T-Cells are a universal product candidate with multiple doses



One Leukopack can yield 100s of doses

Product vs. Service

Autologous CAR T-Cells are a personalized therapeutic procedure



1 PROCEDURE  
BENEFITS  
1 PATIENT

1 PROCEDURE  
BENEFITS  
1 PATIENT

1 PROCEDURE  
BENEFITS  
1 PATIENT

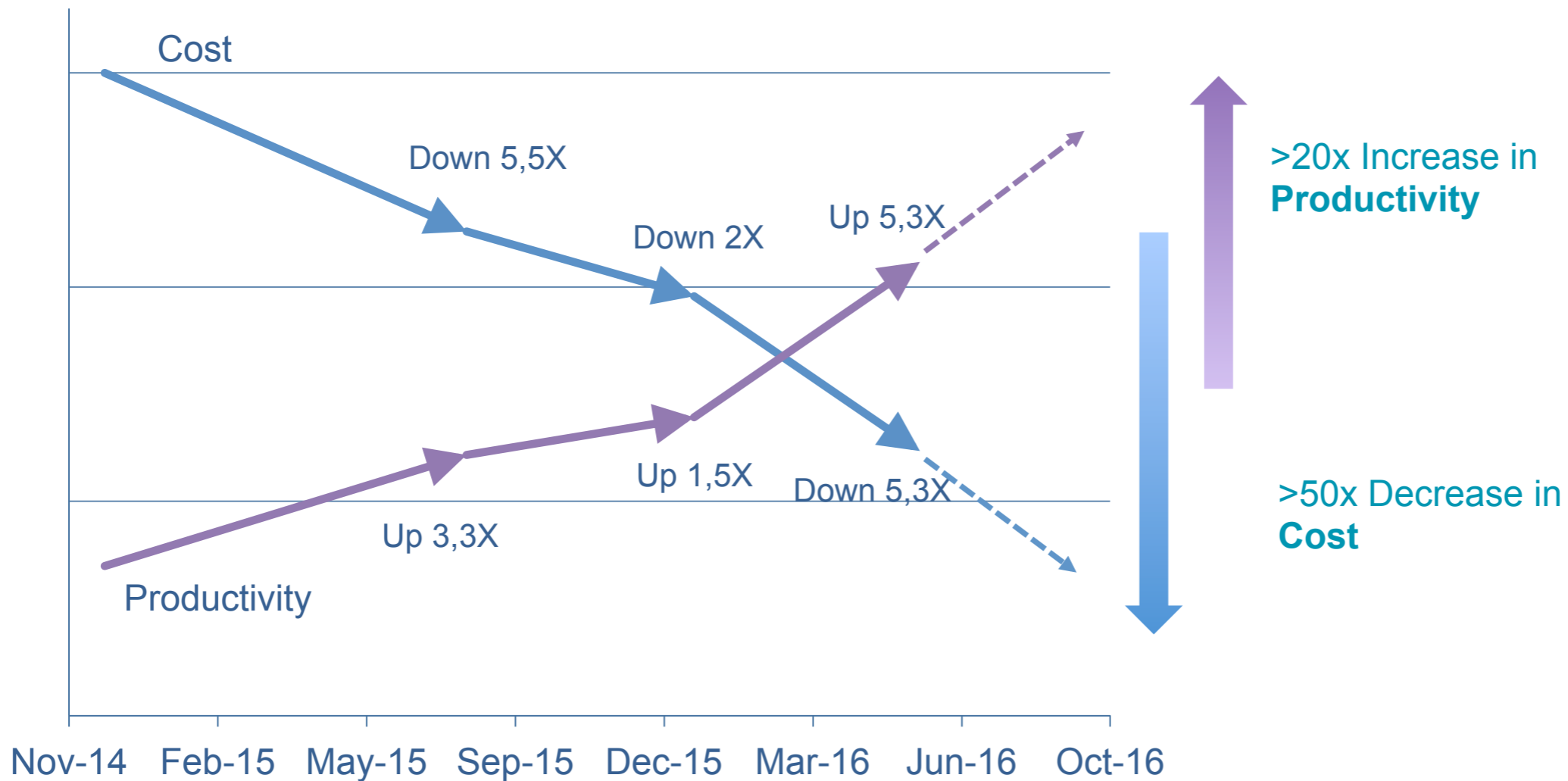
1 PROCEDURE  
BENEFITS  
1 PATIENT

1 PROCEDURE  
BENEFITS  
1 PATIENT

# Entering Clinical Development

## Increasing Yields, Decreasing CoGs

- Worldwide, Immediate access to patients
- CoGs already decreased by a factor of 5x



**UCART123**  
**< \$4000/dose\***

\* Anticipated CoGs based on current conditions and an effective dose at 6.25E5 UCART vial cells/kg

# Unmet Medical Need in Clinical Oncology

2016 US Estimate	Incidence	Annual Death
ALL*	6,590	1,430
CLL*	18,960	4,660
AML*	20,830	10,460
BPDCN**	Estimated < 1% of all hematologic malignancies	Reported Overall Survival in one group 12-16 months
MYELOMA*	30,330	12,650
NON HODGKIN LYMPHOMA*	72,580	20,150

\* National Cancer Institute (NCI), <https://seer.cancer.gov>

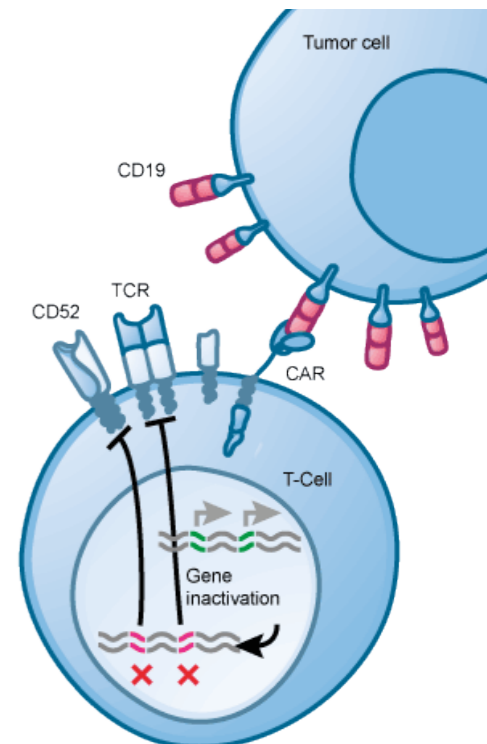
\*\* Riaz et al, 2014



# Entering Clinical Development

## UCART19 as Proof of Concept

- Servier acquired exclusive rights to UCART19 from Cellectis (November 2015)
- Joint clinical development program between Servier and Pfizer
- Servier has granted Pfizer exclusive rights to develop and commercialize UCART19 in the US
- Servier retains exclusive rights for UCART 19 for all other countries
- Phase 1 Pediatric ALL (PALL) ongoing
  - Started June 2016 at University College London (UCL), UK
- Phase 1 Adult ALL (CALM) ongoing
  - Started July 2016 at King's College London (KCL), UK
- Pre-IND meeting in October 2016 for US expansion
  - RAC meeting in December 2016



# Entering Clinical Development

## UCART19\* Preliminary Data



### In Relapsed/Refractory ALL Patients

Data Presented at the RAC meeting on December the 14<sup>th</sup> 2016

Study	Age	Relevant Non-Hematologic AE	Status
Compassionate Use	11 months**	•Grade 2 Skin GvHD	Alive, MRD-, 18+ Months
	16 months***	•Grade 1 Suspected Skin GvHD	Alive, MRD-, 12+ Months
	44 years	•Grade 1 CRS	Died, Progressive Disease
PALL Study (pediatric ALL patients)	4.8 years	•Grade 3 CRS •Grade 1 Suspected Skin GvHD •Grade 1 Neurological	Alive, 6+ Months, Relapsed
	2.7 years	•Grade 2 CRS •Grade 1 Neurological	Alive, MRD-, 4+ Months
CALM Study (adult ALL patients)	42 years	•Grade 2 CRS	Alive, MRD-, 4+ Months
	18 years	•Grade 4 CRS	Died, Cause Under Investigation

\* Exclusively licensed to Servier

\*\* Qasim W et al., ASH 2015

\*\*\*Qasim W et al., ASGCT 2016

# UCART123

## CD123 (IL-3R $\alpha$ ), a High-Value Target for AML



### *Acute Myeloid Leukemia (AML)*

#### ➤ *Phase 1 dose escalation at Weill-Cornell; IND cleared 2/2017*

- 20,830 new cases of AML in the US in 2016 were diagnosed with 10,460 deaths
- Five-year survival 15-70%; relapse rate 33-78%, depending on age and subtype
- No major advances in the treatment of AML in 30 years
- Trial in the setting of relapsed/refractory AML and 1<sup>st</sup> line high risk AML
- Orphan Drug Designation potential

### *Blastic Plasmacytoid Dendritic Cell Neoplasm (BPDCN)*

#### ➤ *Phase 1 dose escalation at MD Anderson; IND cleared 2/2017*

- Rare disease involving bone marrow, skin, lymph nodes with no standard of care
- In the US, a few hundred cases are diagnosed per year
- Classified under Myeloid Neoplasms and Acute Leukemia (WHO classification 2016)
- Orphan Drug Designation potential

# UCART123

Encouraging Preclinical Efficacy Data

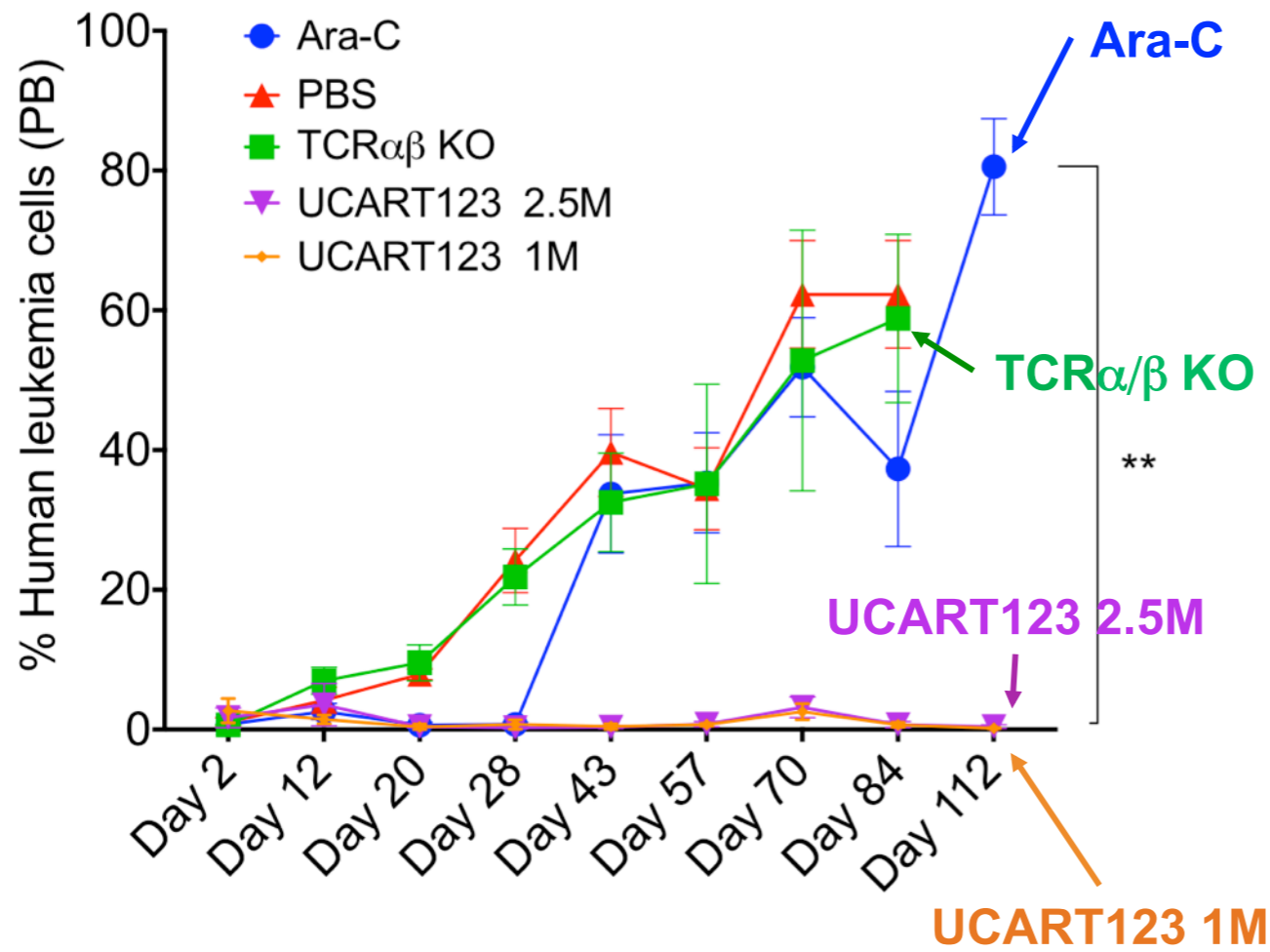


Weill Cornell  
Medicine

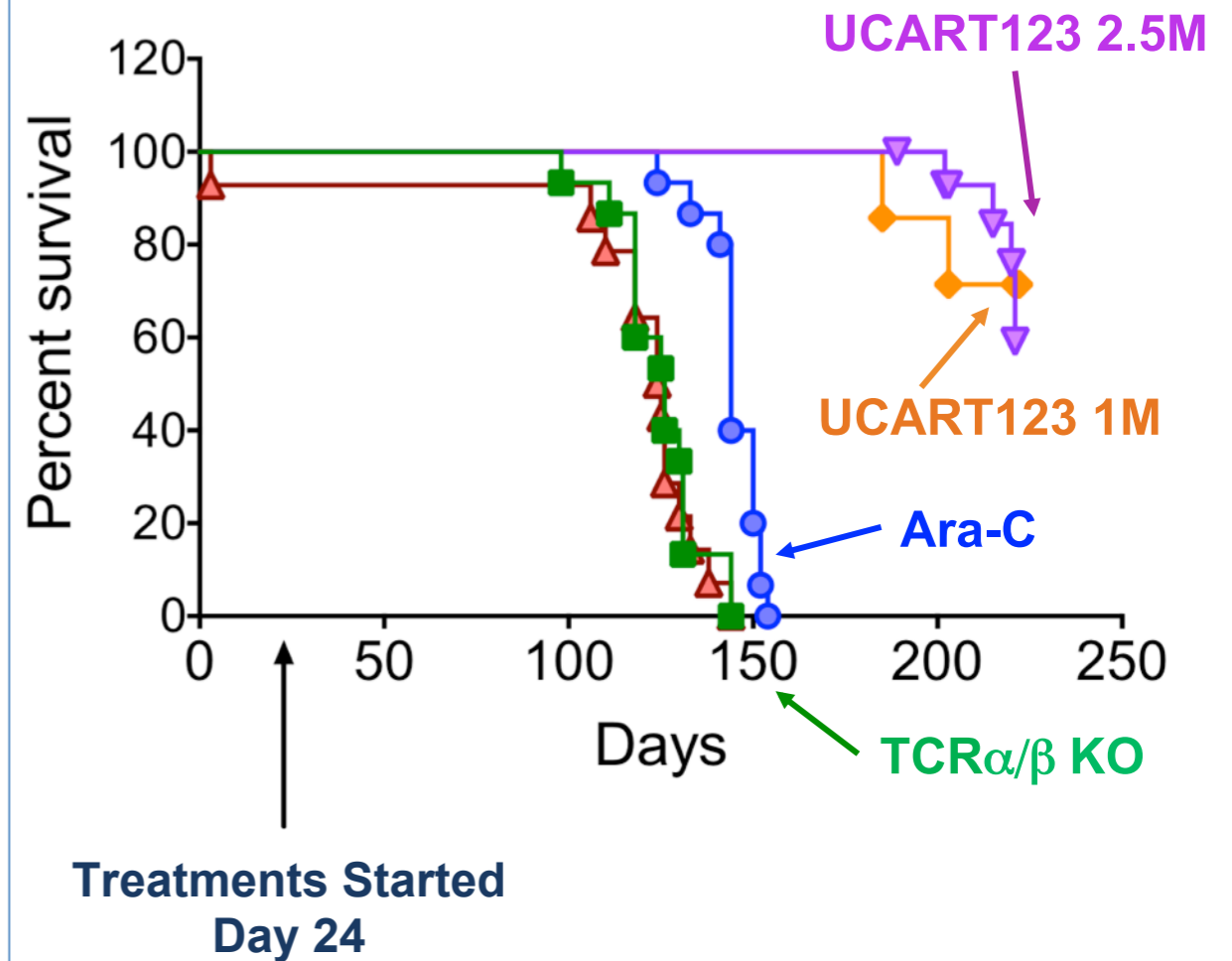


➤ UCART123 significantly decreases tumor burden and improves survival

### Peripheral Blood Evaluation



### Overall Survival



# UCART123

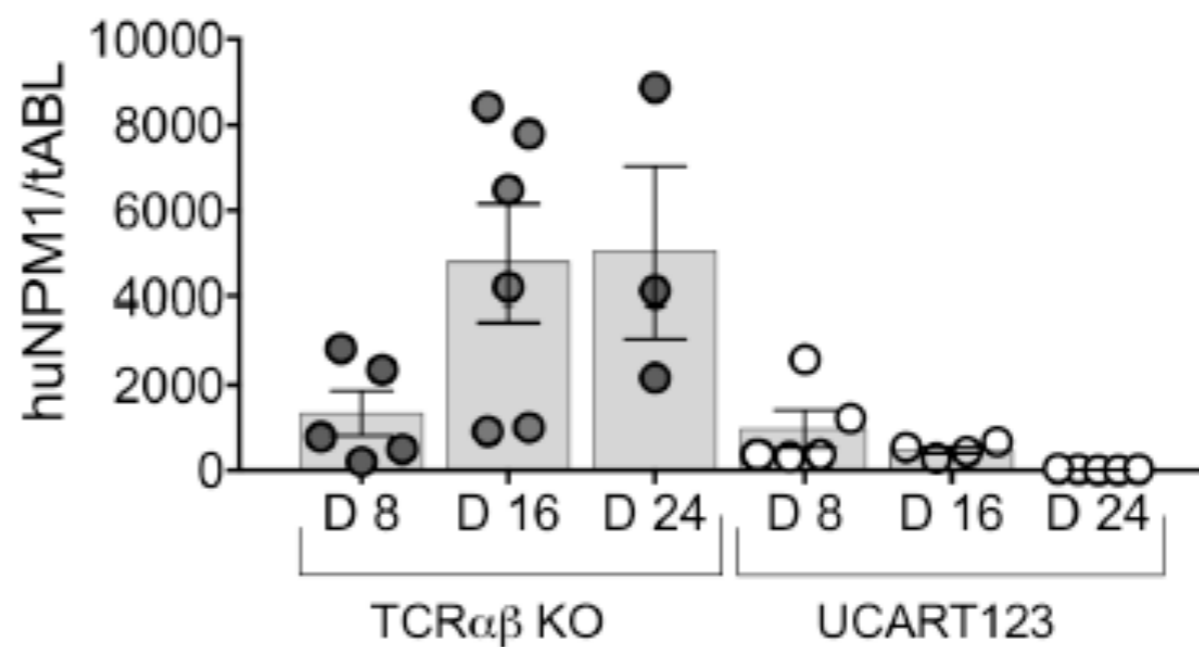
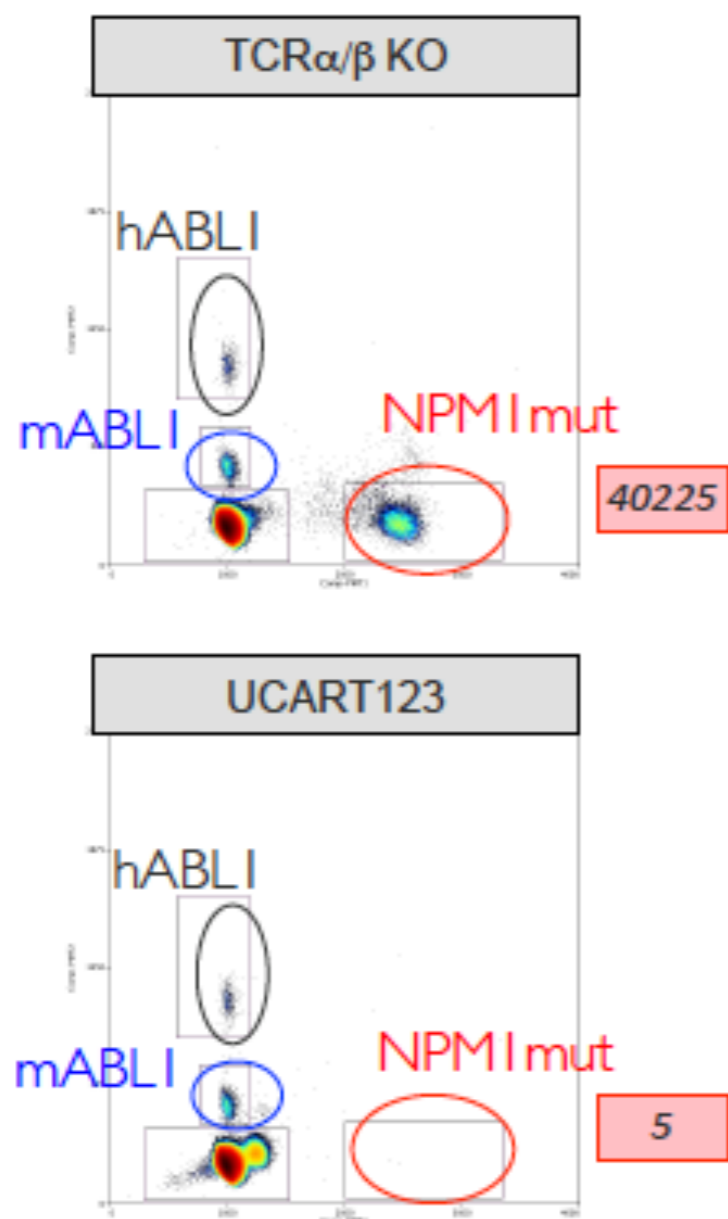
## Encouraging Preclinical Efficacy Data



Weill Cornell  
Medicine

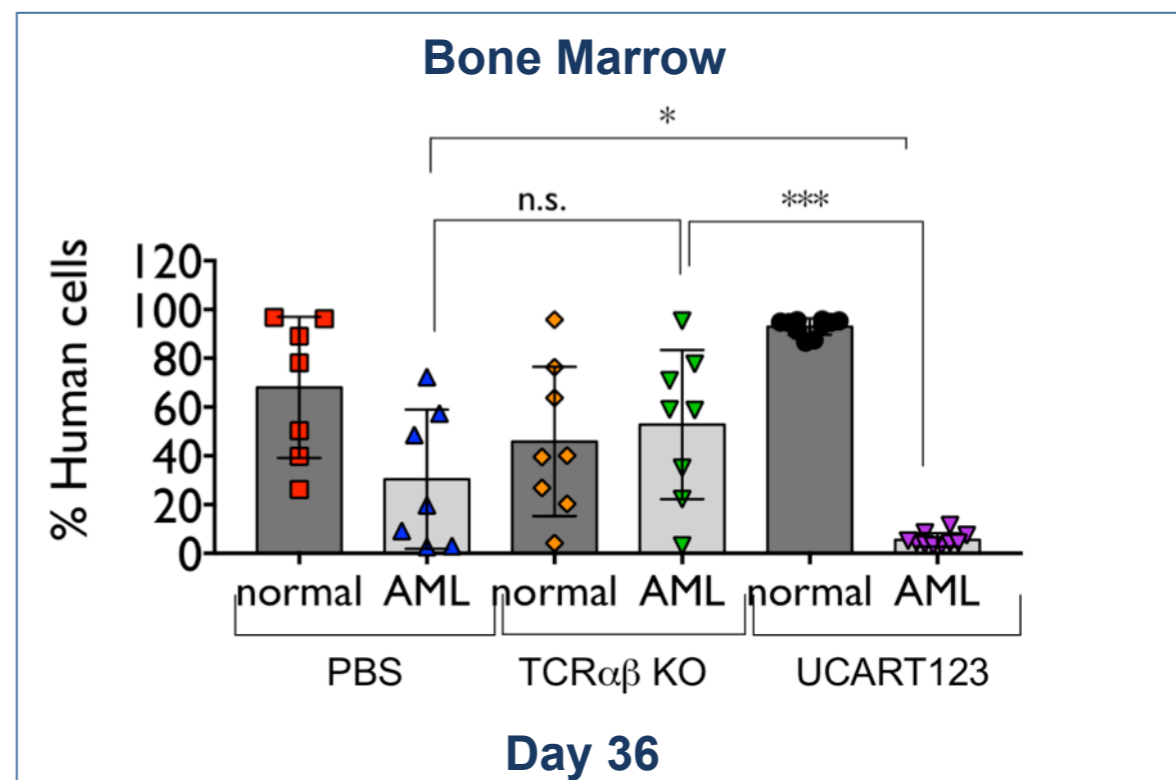
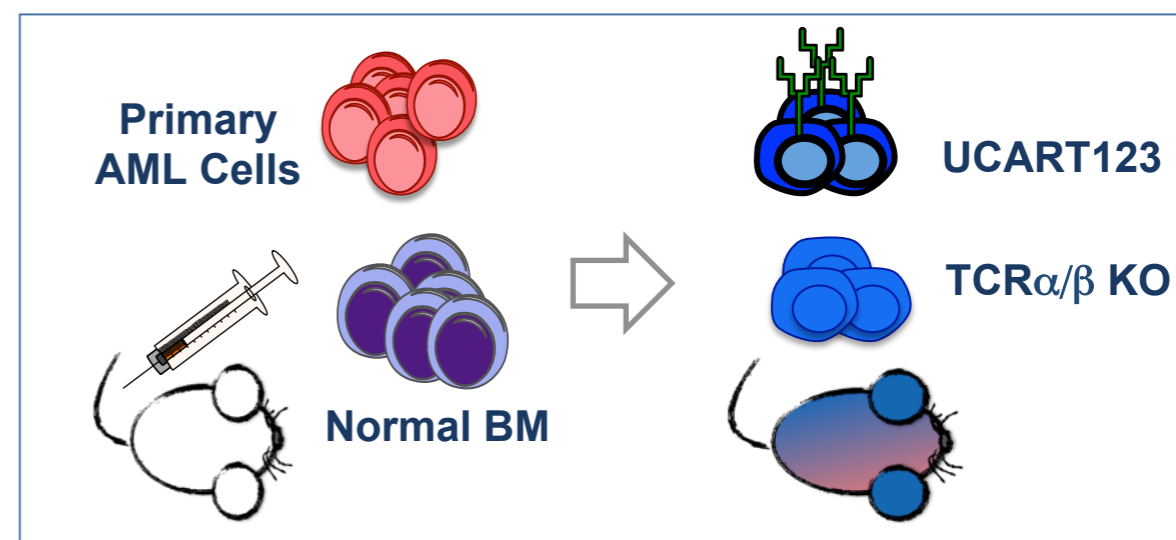
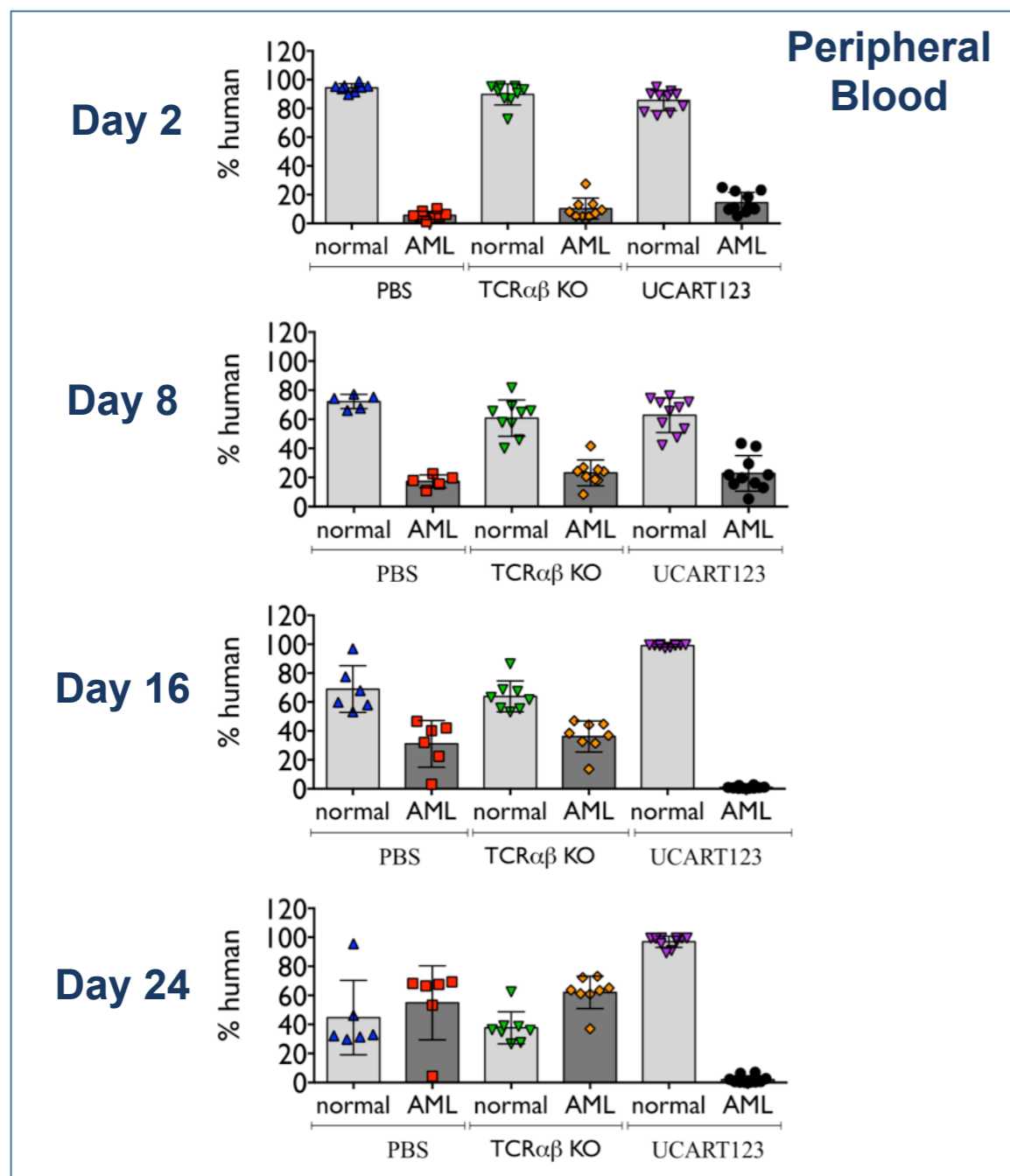


- Animals treated with UCART123 achieve molecular remission





- UCART123 preferentially eliminates AML cells over normal hematopoietic cells

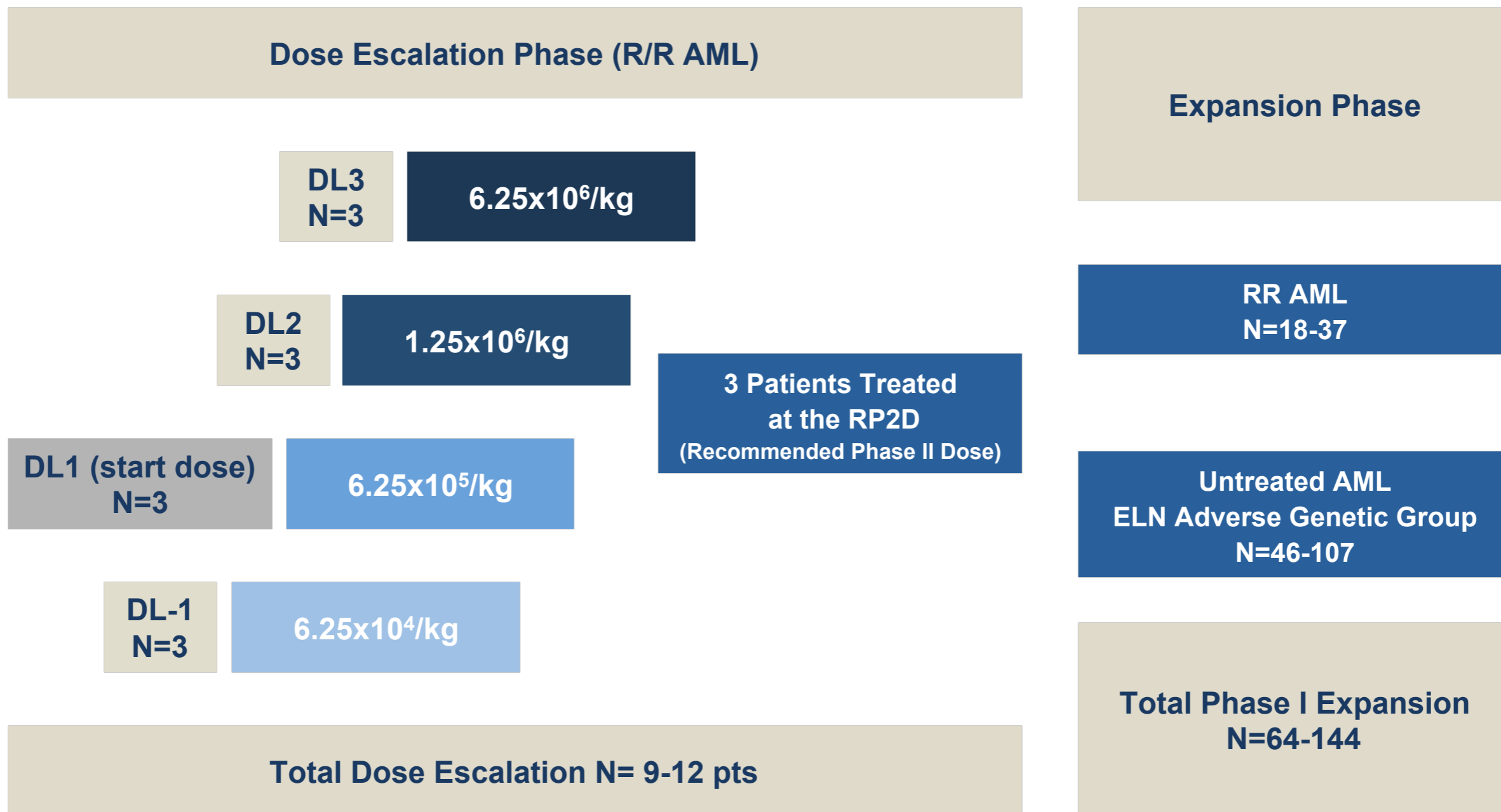


# UCART123

## Study Design for AML

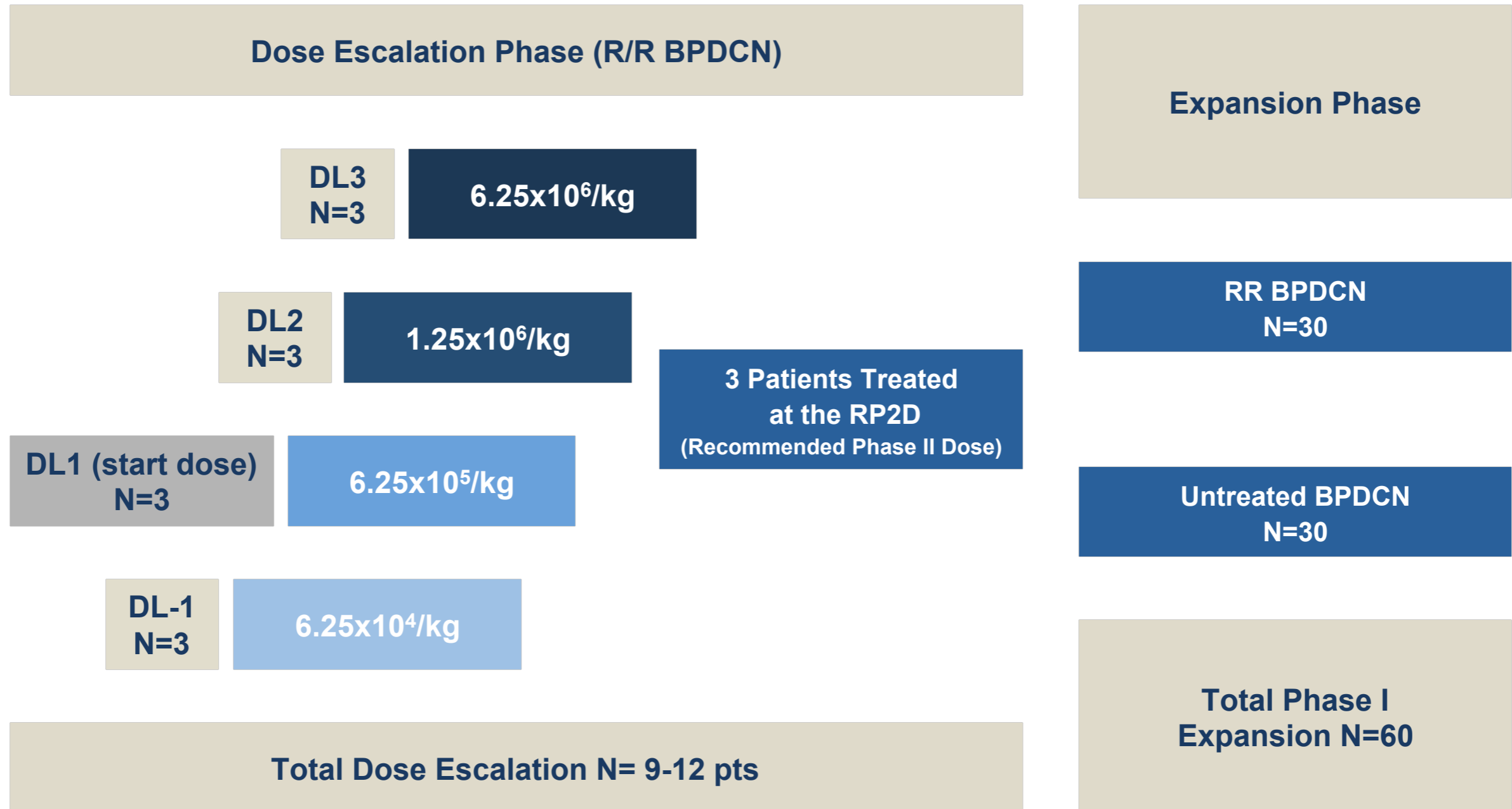


Weill Cornell  
Medicine



# UCART123

## Study Design for BPDCN



### Preclinical Proof of Concept UCART123

- *In vitro* and *in vivo* development finalized

completed November 2016



### Manufacturing UCART123

- High yield, high potency cGMP batches

achieved November 2016



### NIH RAC meeting

- Unanimous Positive recommendation by the RAC

held December 2016



### IND for both indications

- AML Cornell-Weill
- BPDCN MD Anderson

Cleared in February 2017



### Phase 1

- First patient enrollment

expected Q2 2017

### Potential clinical developments

- CD19 negative Relapse Acute Lymphoid Leukemia (B-ALL)
- Myelodysplastic Syndromes (MDS)
- Chronic Myeloid Leukemia (CML)
- Hodgkin's Lymphoma (HL)
- Hairy Cell Leukemia (HCL)
- Systemic Mastocytosis

# UCARTCS1

## Targeting Multiple Myeloma

### Disease Description

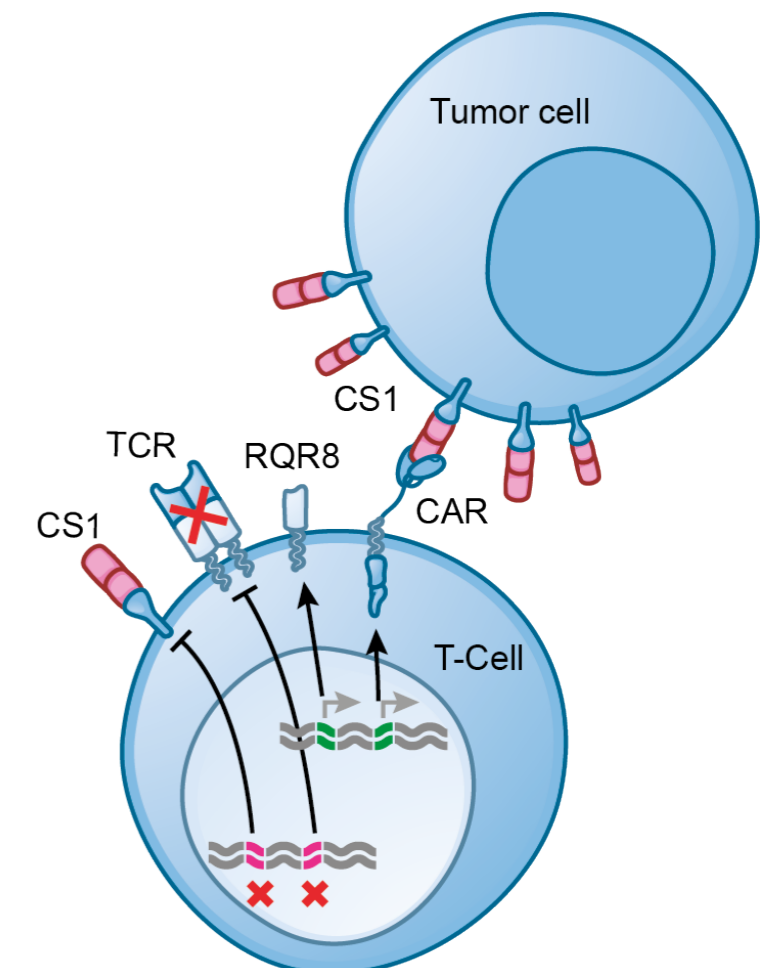
- Multiple myeloma (MM) is a hematologic malignancy characterized by proliferation of plasma cells.
- In patients relapsing after prior therapy with IMiDs and bortezomib, the median OS rate is 9 months.

### Target Antigen

- Elotuzumab (BMS/Abbvie) a monoclonal antibody targeting CS1 as proof of concept for target selection
- CS1 (CD319, SLAMF7) highly expressed on MM cells.
- CS1 antigen not expressed on normal tissues or stem cells
- Low levels of expression on natural killer (NK) cells and a subset of T lymphocytes compared with malignant plasma cells.
- CS1 is expressed on CD8+ T-cells, to facilitate CAR T-cell production CS1 can be efficiently inactivated in human T-Cells, using TALEN® mRNA electroporation

### UCARTCS1 Attributes

- Anti-CS1 CAR expression to redirect T-cells to tumor antigens
- Suicide gene for safety
- TCR disruption<sup>1</sup> to avoid GvHD
- CS1 disruption<sup>1</sup> to prevent CAR T-cell cross reactivity



<sup>(1)</sup> Knock-out by using TALEN®

<sup>(2)</sup> American Cancer Society, <http://www.cancer.org/acs/groups/content/@editorial/documents/document/acspc-044552.pdf>



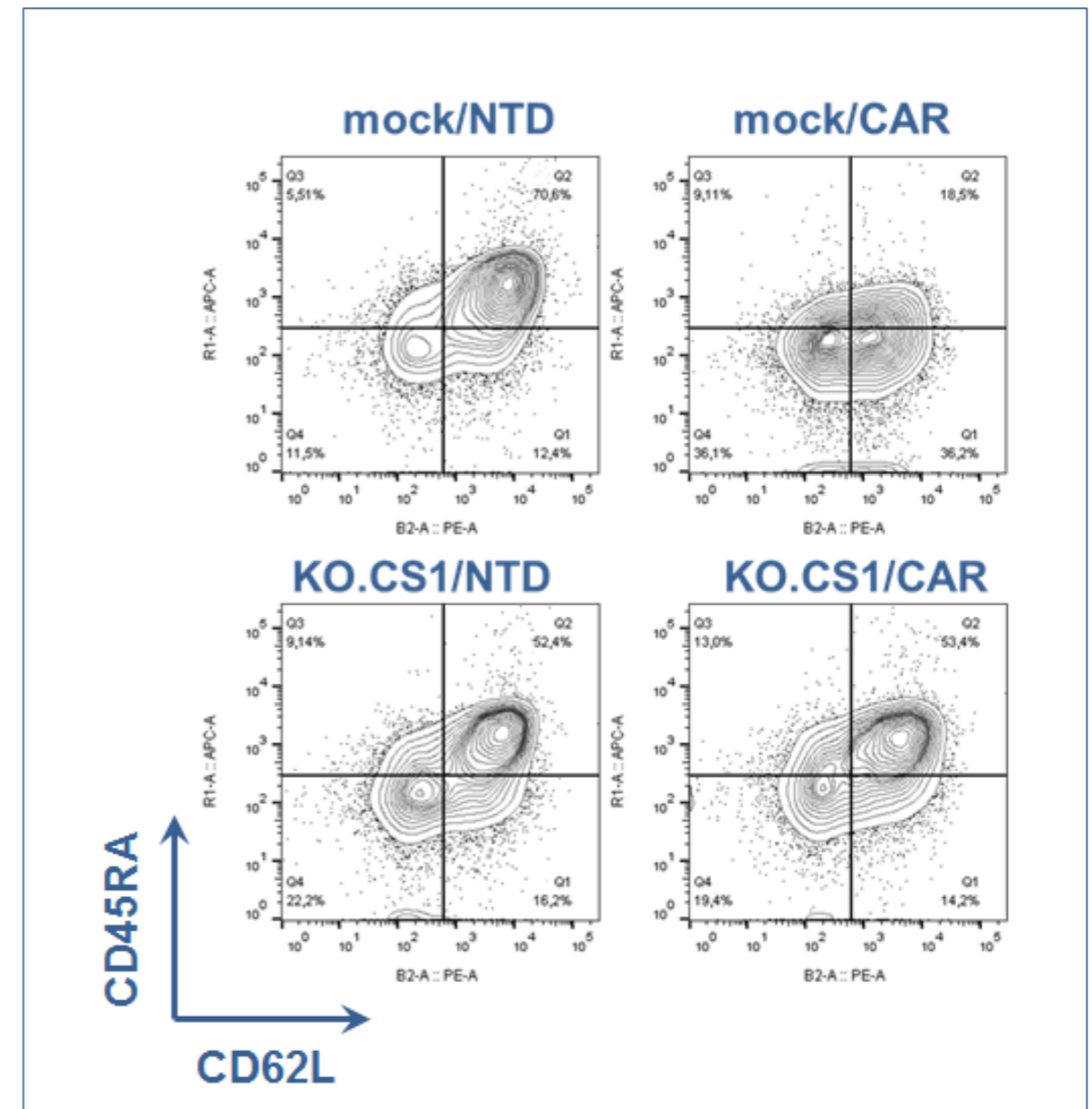
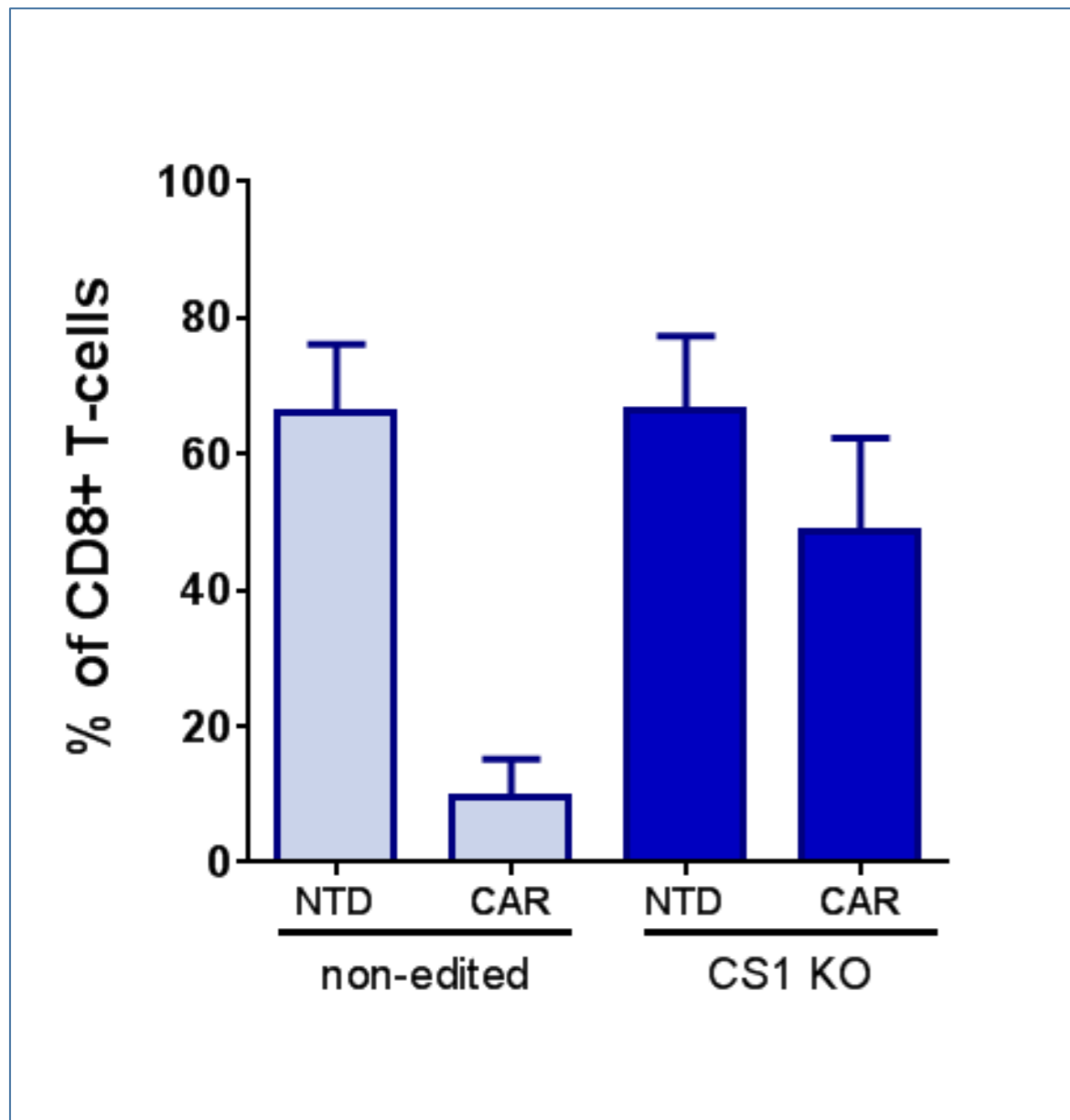
# UCARTCS1

## Phenotyping analysis

The inactivation of CS1 expression in T-cells leads to

➤ Increased yields of CD8<sup>+</sup> cells

➤ Prevention of the differentiation of CAR<sup>+</sup> T-cells into memory cells



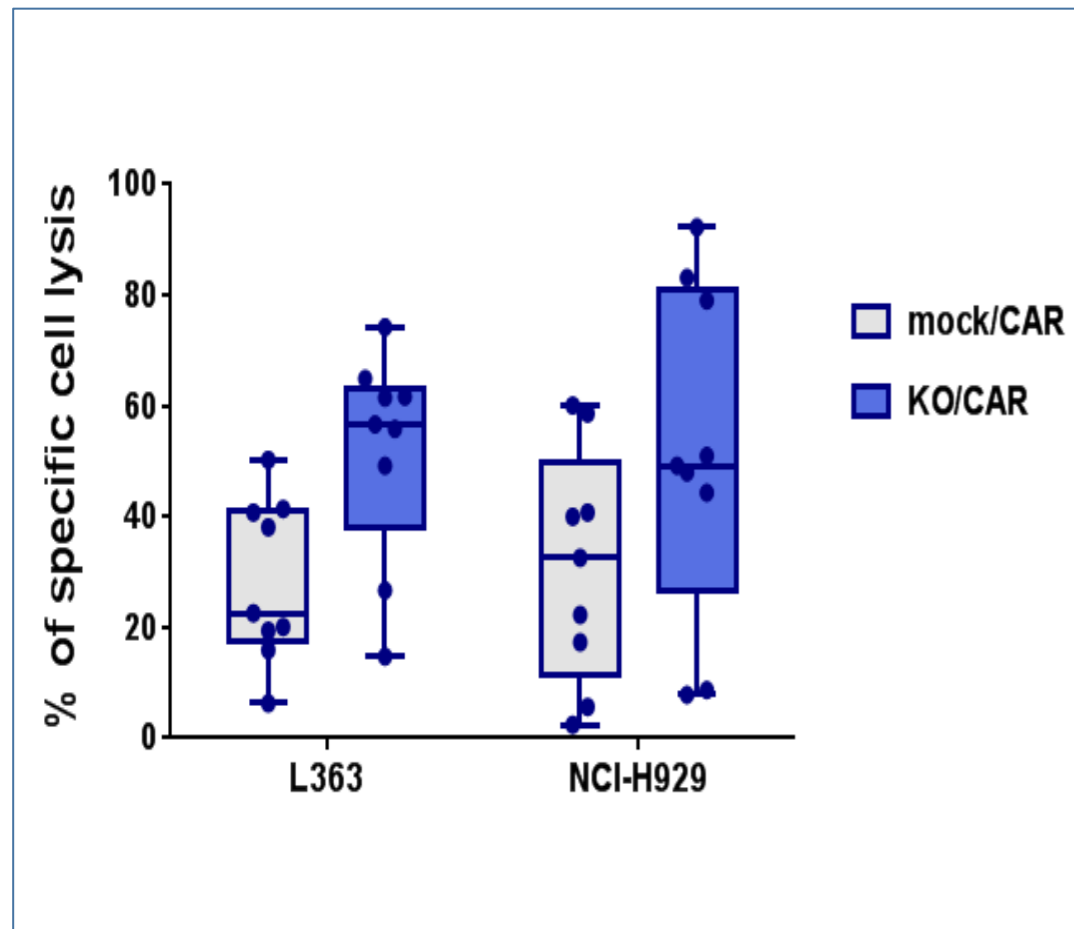
# UCARTCS1

## Anti-tumoral activity

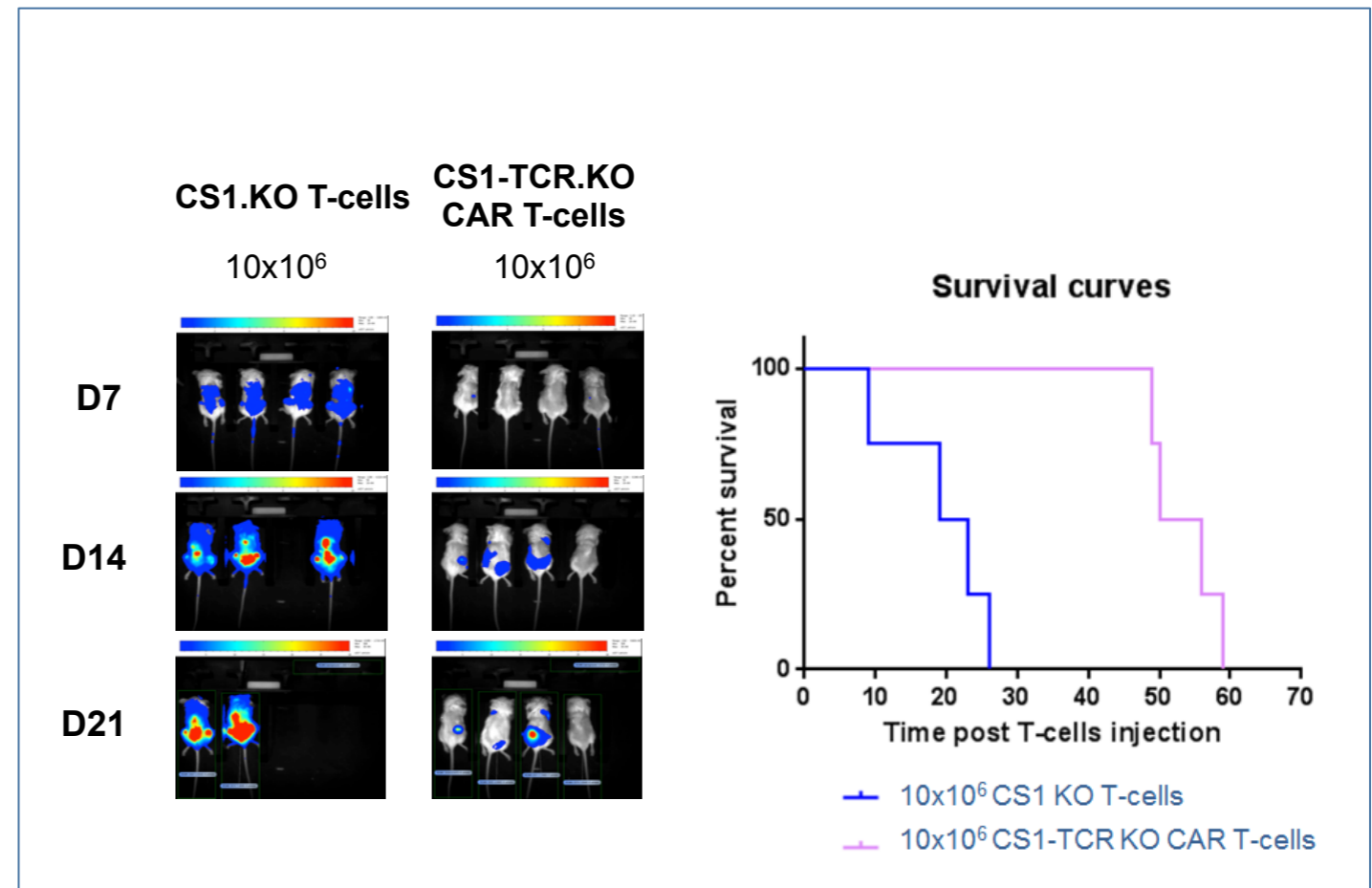
The inactivation of CS1 expression in T-cells also shows

➤ Higher in vitro anti-tumor activity when compared to mock transfected cells

➤ Significant in vivo anti-tumor activity



In vitro



In vivo

### **Proof of Concept** – completed in Q4 2016

- Increased cytotoxic activity compared to non-edited T-cells

### **In-vivo studies** – expected in Q2 2017

- Preclinical studies ongoing in collaboration with MD Anderson Cancer Center (Dr. Jing Yang and Dr. Sattva Neelapu)

### **Manufacturing** – expected to start Q2-2017

- Development of a modified GMP compatible manufacturing process (inversion of transduction/electroporation steps)

### **IND Filing** – expected in Q4 2017

### **UCART38** – Another Target for Multiple Myeloma

- Pre-clinical development ongoing

### Disease description

- Acute lymphoblastic leukemia (ALL) is a cancer of the white blood cells, characterized by the overproduction and accumulation of immature white blood cells (known as lymphoblasts).

### Rationale

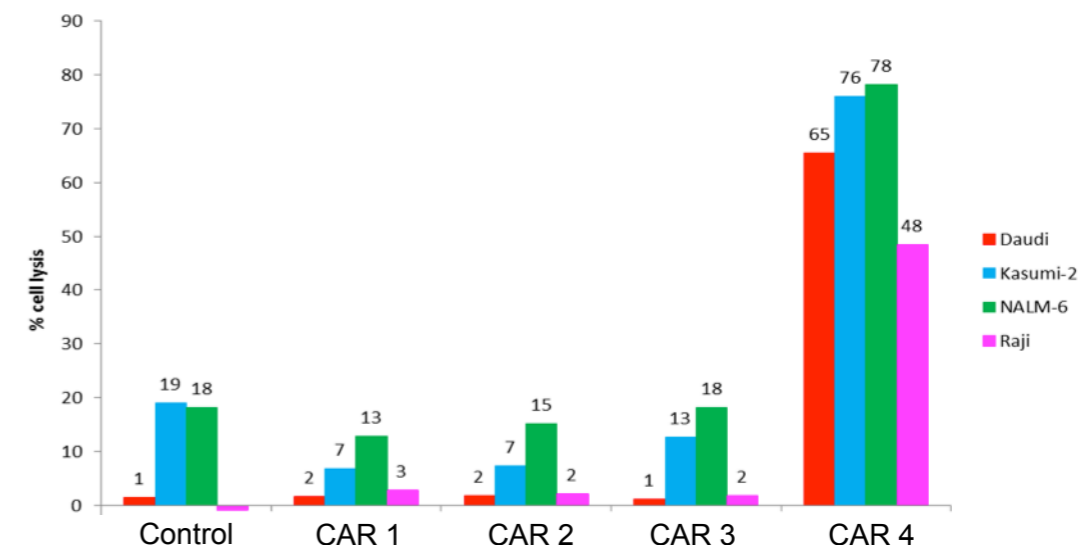
- CD22 and CD19: same expression profile on various B-Cell stages of development
- CD22 expression frequently maintained in CD19-negative blast cells in ALL <sup>ref1</sup>

### Target Antigen

- CD22, a single-family lectin, consists of 7 extracellular IgG-like domains and is expressed on the B-cell surface starting at the pre-B-Cell stage, persists on mature B-Cells, and is lost on plasma cells.

### Proof of concept

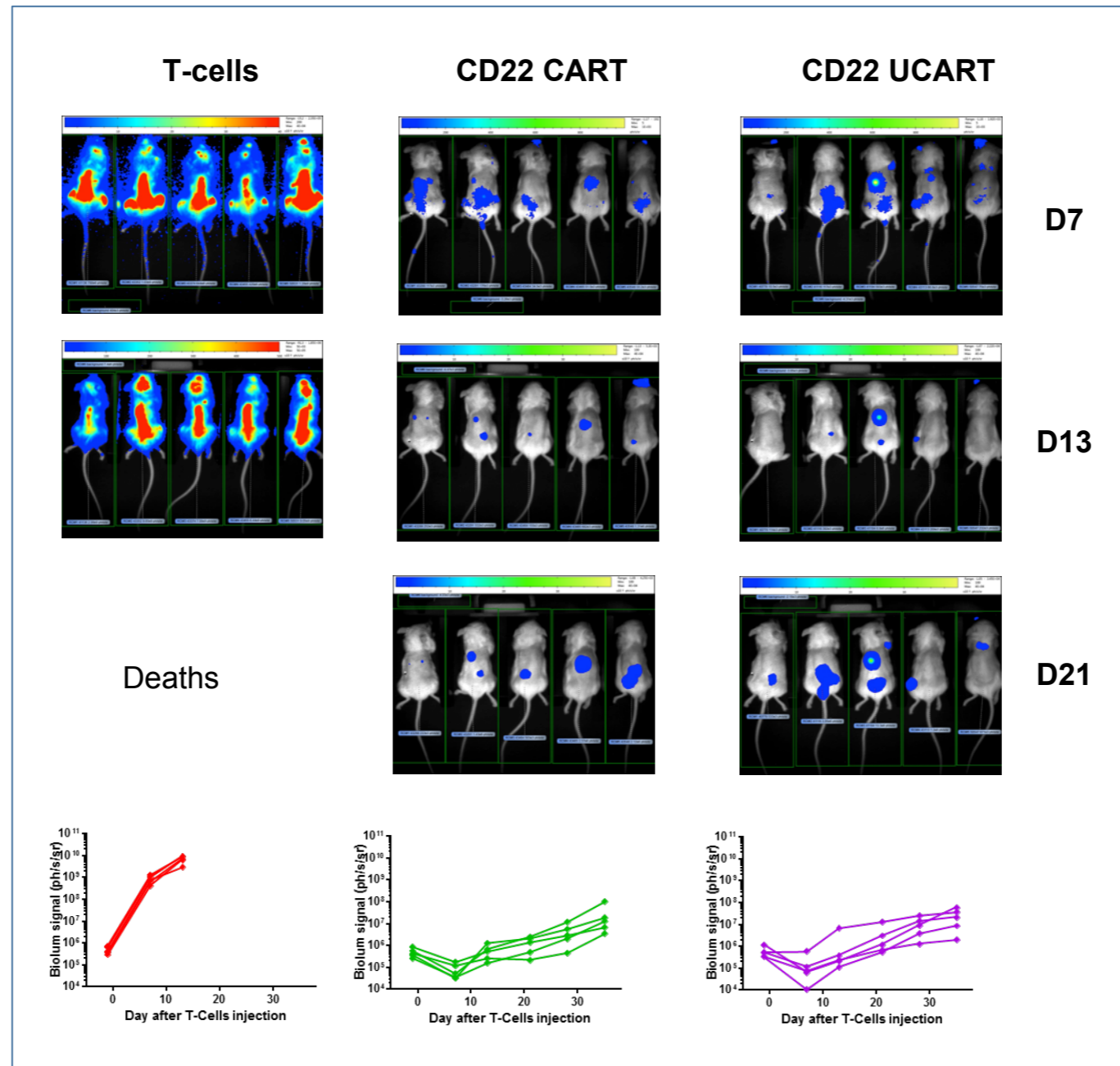
- Anti-CD22 monoclonal antibodies / immunotoxins (e.g. Inotuzumab ozogamicin).
- Autologous CAR-T in development (JCAR018)



# UCART22

## Anti-tumoral activity

- CD22 CART cells are highly efficient at eradicating tumors in vivo
- CD22 UCART cells are as efficient as CD22 CART cells



In vivo



### **Proof of concept** – completed in Q4 2016

- In vitro cytotoxic activity demonstrated in CD22+ cell lines
- Generation of anti-CD22 proprietary monoclonal antibodies (selection on going)

### **In vivo studies** – expected in Q3 2017

- Preclinical studies ongoing in collaboration with MD Anderson Cancer Center

### **Manufacturing** – expected to start in H2 2017

- Similar manufacturing process to UCART19

### **IND filing** – expected 2018

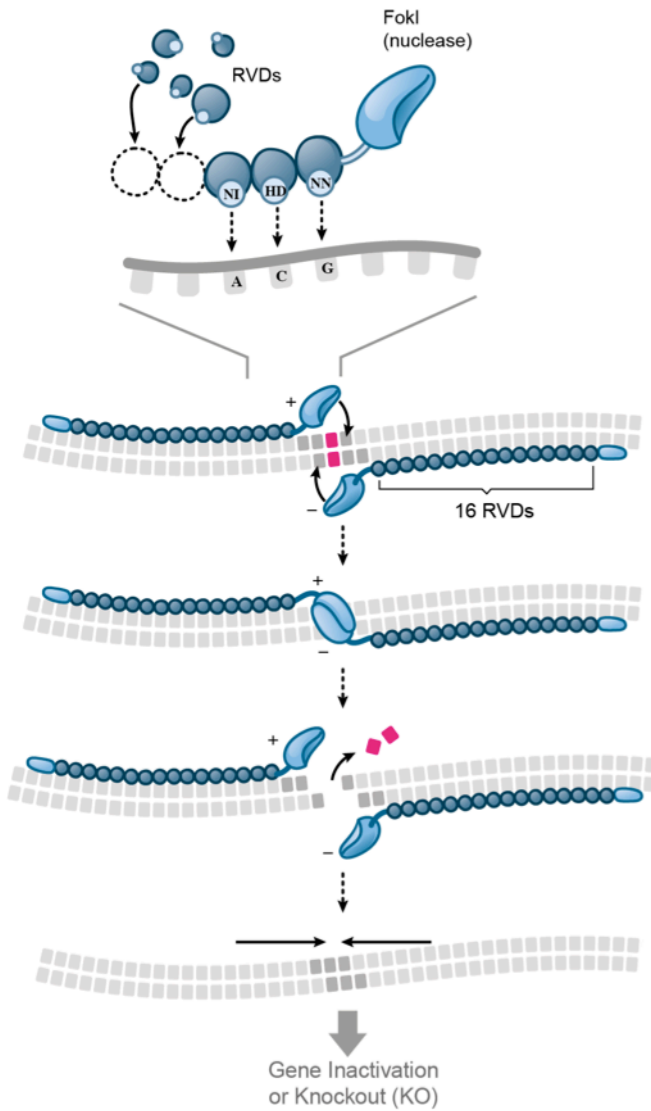
- CD22 as another target for ALL/CLL relapsed patients
- Potential to use as re-dosing regiment after potential CD19 ALL / CLL treatment relapse

# Entering Clinical Development

## An integrated Gene Edited Cell Therapy Platform



### TALEN® Gene Editing

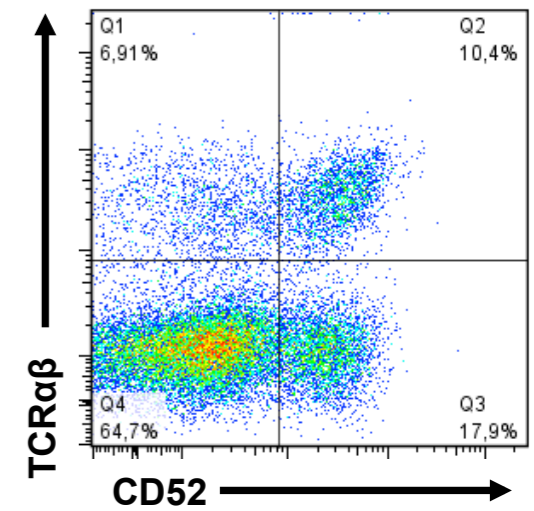


### CytoPulse Electroporation



High Cell Transduction  
High Gene Editing Rate  
High Cell Survival

### TRAC & CD52 TALEN® mRNA



High Yield & Quality  
Cell Therapy products



Licensed from UMN in 2011

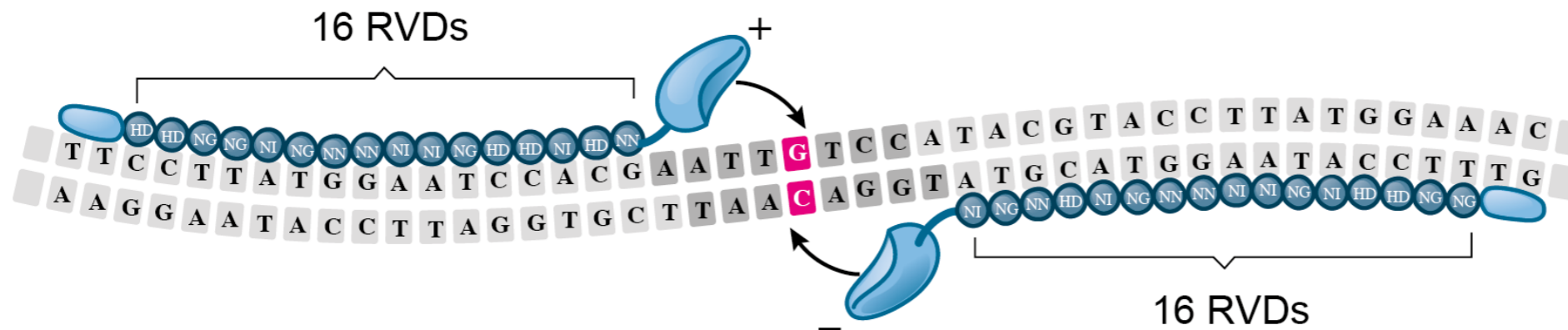
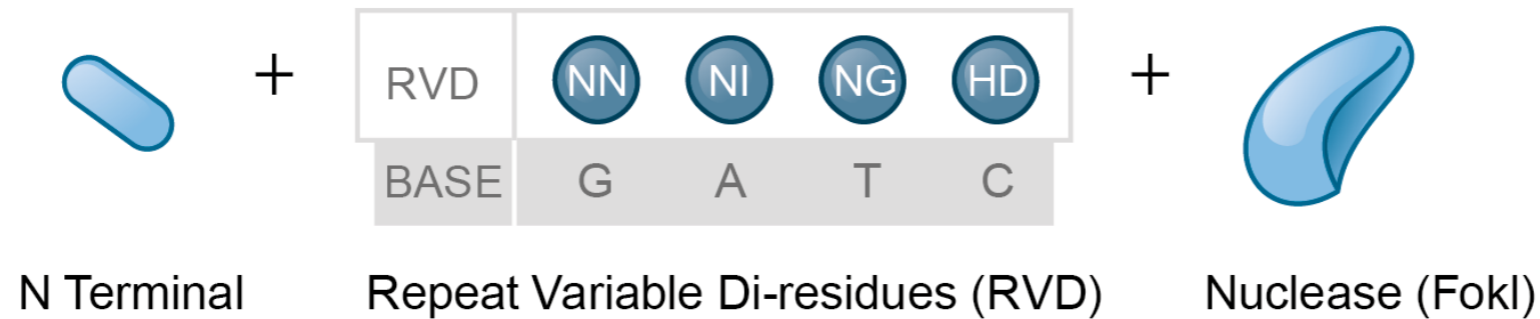
Asset acquired in 2010

# Therapeutic Cells Gene Edited

Performance above all

## Best in class technologies for therapeutic

- Strong know-how built on 17 years of experience in Gene Editing



- Highly active: >80% KO
- Highly accurate : 6 bps
- Low off target

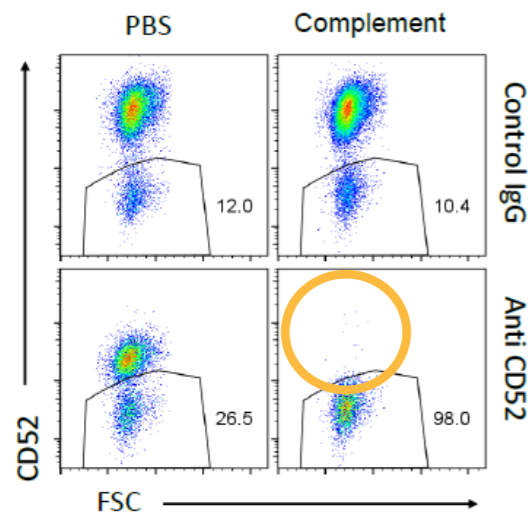
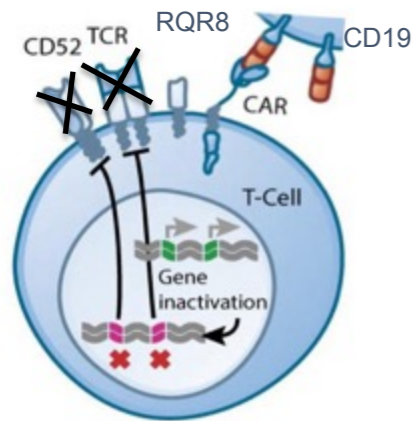
We take what we believe is best for patients

# Disruptive innovation

## Building more powerful T-Cells

### Mab-resistance

- CD52 KO for Alemtuzumab resistance

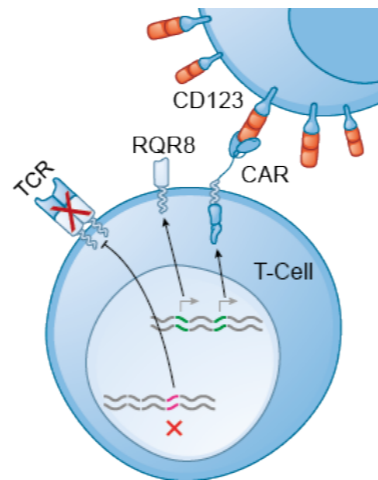


CD52-negative T-Cells are resistant to Campath

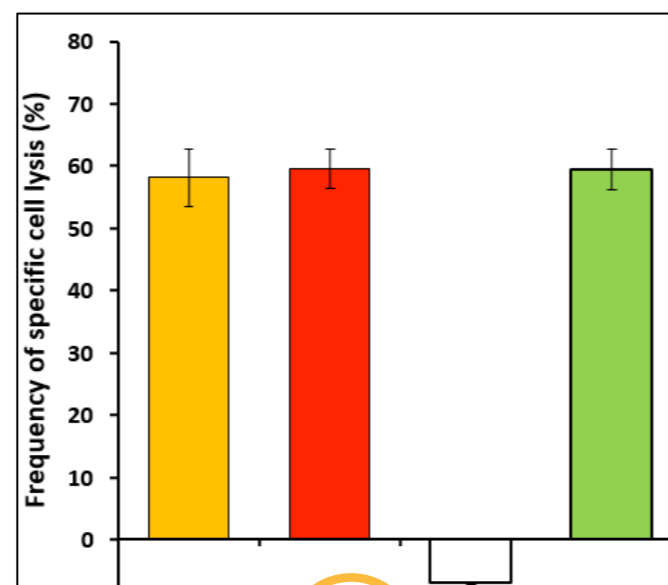
Poirot L *et al.* (2015) Cancer Res.

### Chemo-resistance

- dCK KO for Fludarabine and Clofarabine resistance



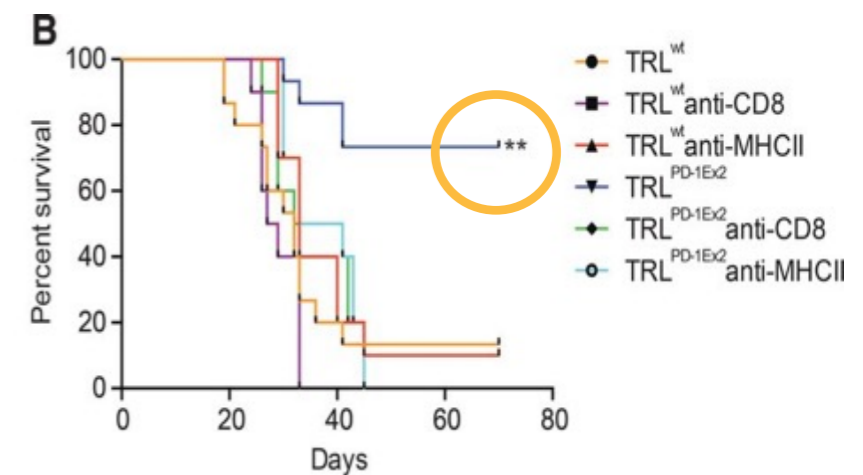
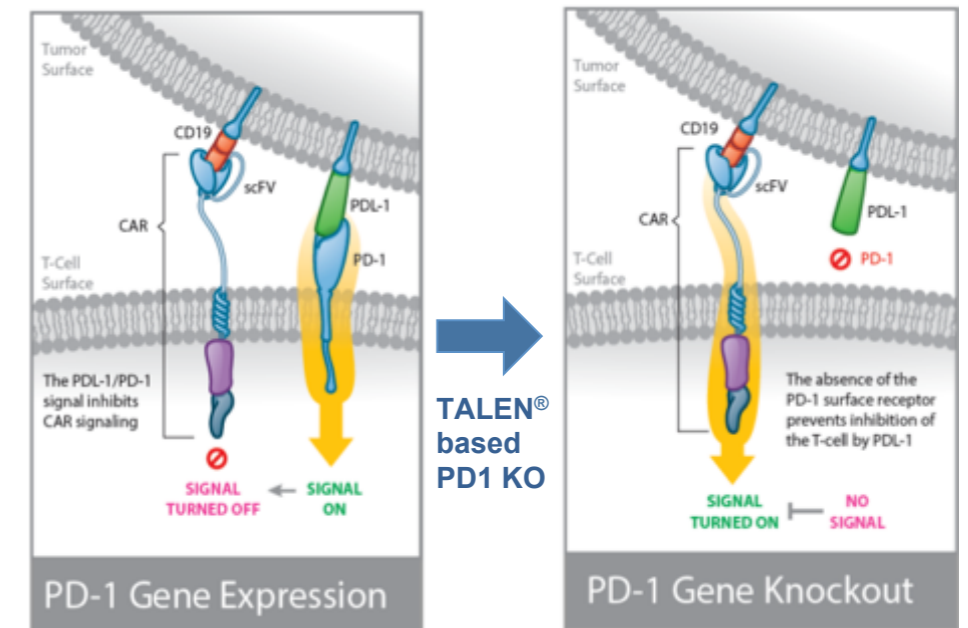
dCK-negative T-Cells are resistant to Clofarabine



Clofarabine	-	+	+	-
CAR	+	+	+	+
KO DCK/TCR	+	+	-	-

### PDL1-resistance

- PD1 KO to be insensitive to PDL1 inhibition



PD1-negative T-Cells have a higher efficacy on PDL1 tumor

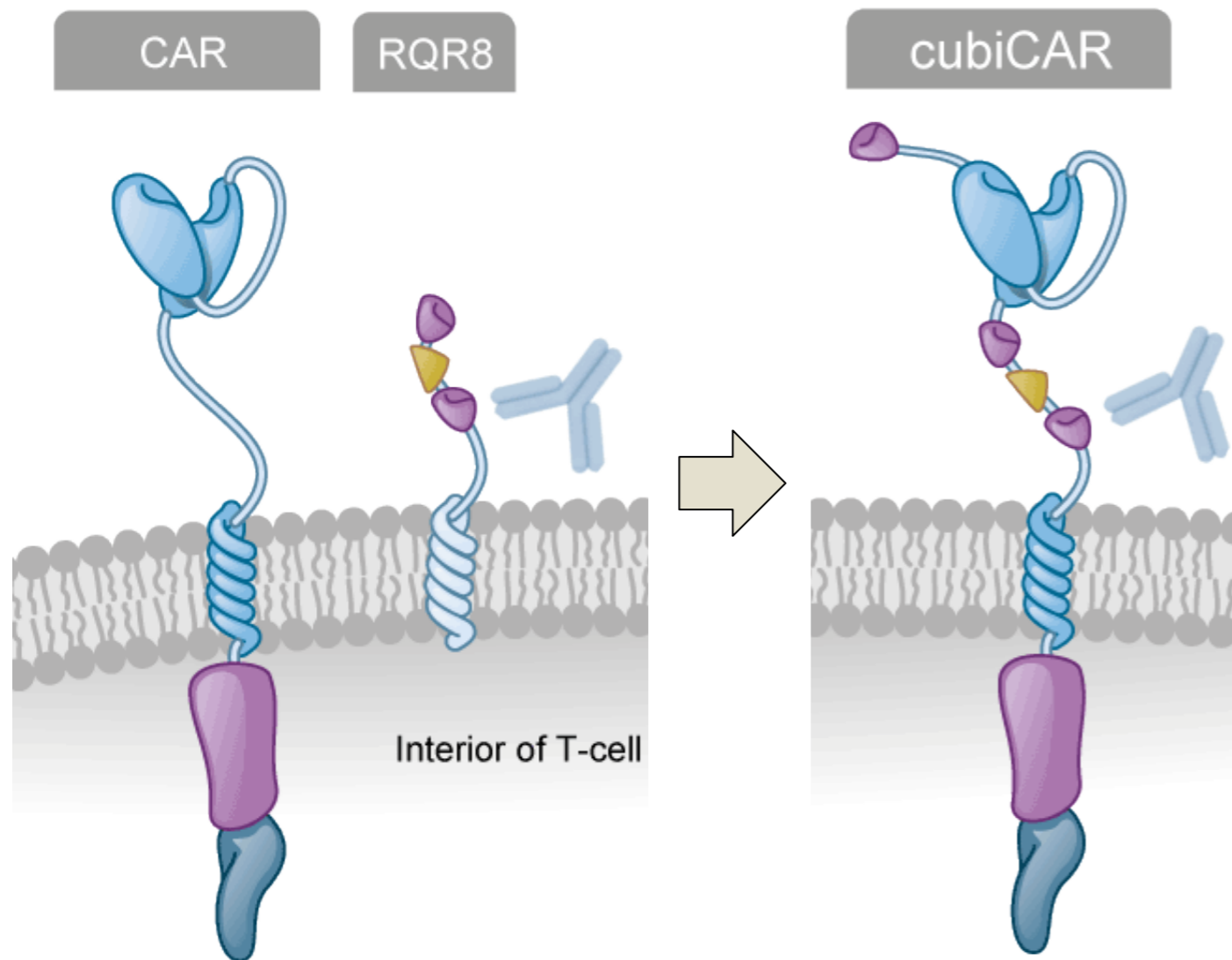
Menger L *et al.* (2016) Cancer Res.



# Disruptive innovation

## High Tech at the Service of Patients

### A suicide switch imbedded in the CAR molecule



- ✓ Compact
- ✓ Specific cytotoxicity
- ✓ FDA-approved trigger molecule (Rituximab)





- Collaboration on 15 targets: 1<sup>st</sup> allogeneic BCMA CART
- 4 years exclusivity on CARTs in human oncology
- \$2.8B in total aggregated milestones
- Tiered Royalties on net sales



- Collaboration on 5 targets including UCART19
- UCART19 pediatric and adult trials ongoing in the UK
- \$974M in aggregate total milestones
- Tiered Royalties on net sales

# World Class Clinical Centers



## Weill Cornell Medicine

- Development of UCART123 for AML
- New York-Presbyterian Hospital was ranked in 2016 as New York's No. 1 hospital for the 16th year in a row, and No. 6 ranked hospital in all of the United States.

THE UNIVERSITY OF TEXAS

## MD Anderson Cancer Center

Making Cancer History®



- Development of UCARTCS1 for Multiple Myeloma, UCART22 for ALL, UCART38 in for T-Cell ALL and UCART123 for BPDCN
- MD Anderson is ranked the No. 1 hospital for cancer care in the nation by U.S. News & World Report's "Best Hospitals" survey



- Phase 1 clinical trial of Servier UCART19 in pediatric patients
- Great Ormond Street Hospital, London is ranked among the to best hospitals in the UK and top ranking in the world

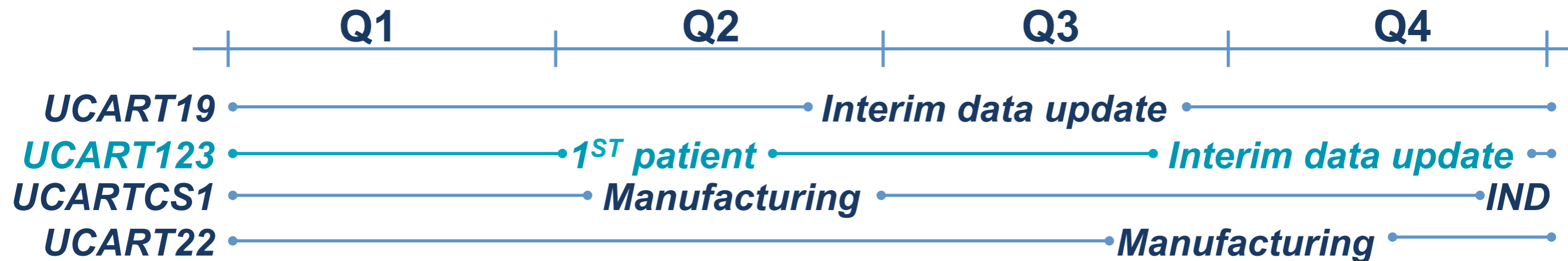


KING'S  
College  
LONDON

- Phase 1 clinical trial of Servier UCART19 in adult patients
- King's is one of the world's most prestigious research universities, ranked 21st in the world in 2016/17

# Cellectis expectations in 2017

## What to watch?



### In 2017:

- UCART19 clinical trials ongoing
- UCART123 clinical trials to start Q2 2017
- UCARTCS1 manufacturing in Q2 and IND filing by end of 2017

### Beyond 2017:

- UCART22, UCART38, UCARTCLL1 INDs will follow
- Potential solid tumor targets
- Strong partnerships with Servier and Pfizer producing multiple CAR T programs
- Exclusivity with Pfizer ends June 2018

### Strong Cash Position:

- \$291M in cash at year end 2016; Cash runway into 2019 for the Cellectis Group, including Calyxt

# *The Future of CAR T-Cell Treatment*



## ***Cellectis Innovation***

- Allogeneic, non alloreactive CAR T-Cells
- Resistance to chemotherapy
- Resistance to lympho-depleting agents
- Resistance to tumor inhibition
- Suppressed cross T-Cell reaction
- Controllable CAR expression / activity
- Versatile Gene Editing

## ***Targeted Patient Benefits***

- ✓ Off-the-shelf product (TCR knockout)
- ✓ Compatible with standard of care therapies
- ✓ Enhanced engraftment (DCK knockout)
- ✓ Enhanced efficacy (PD1, CTLA4 knockout and more)
- ✓ Better suited for specific tumor types
- ✓ Mitigate risks of CAR T-Cell-related toxicities
- ✓ Reaching more targets/indications for CAR T-Cells



THANK YOU

**Collectis S.A.**  
8, rue de la Croix Jarry  
75013 Paris – France

**Collectis, Inc.**  
430 East 29th Street  
10016 New York, NY – USA

**Calyxt, Inc.**  
600 County Rd D  
New Brighton, MN 55112 – USA

[investors@collectis.com](mailto:investors@collectis.com)